



2024 YEAR END REPORT

INFORMATION TECHNOLOGY



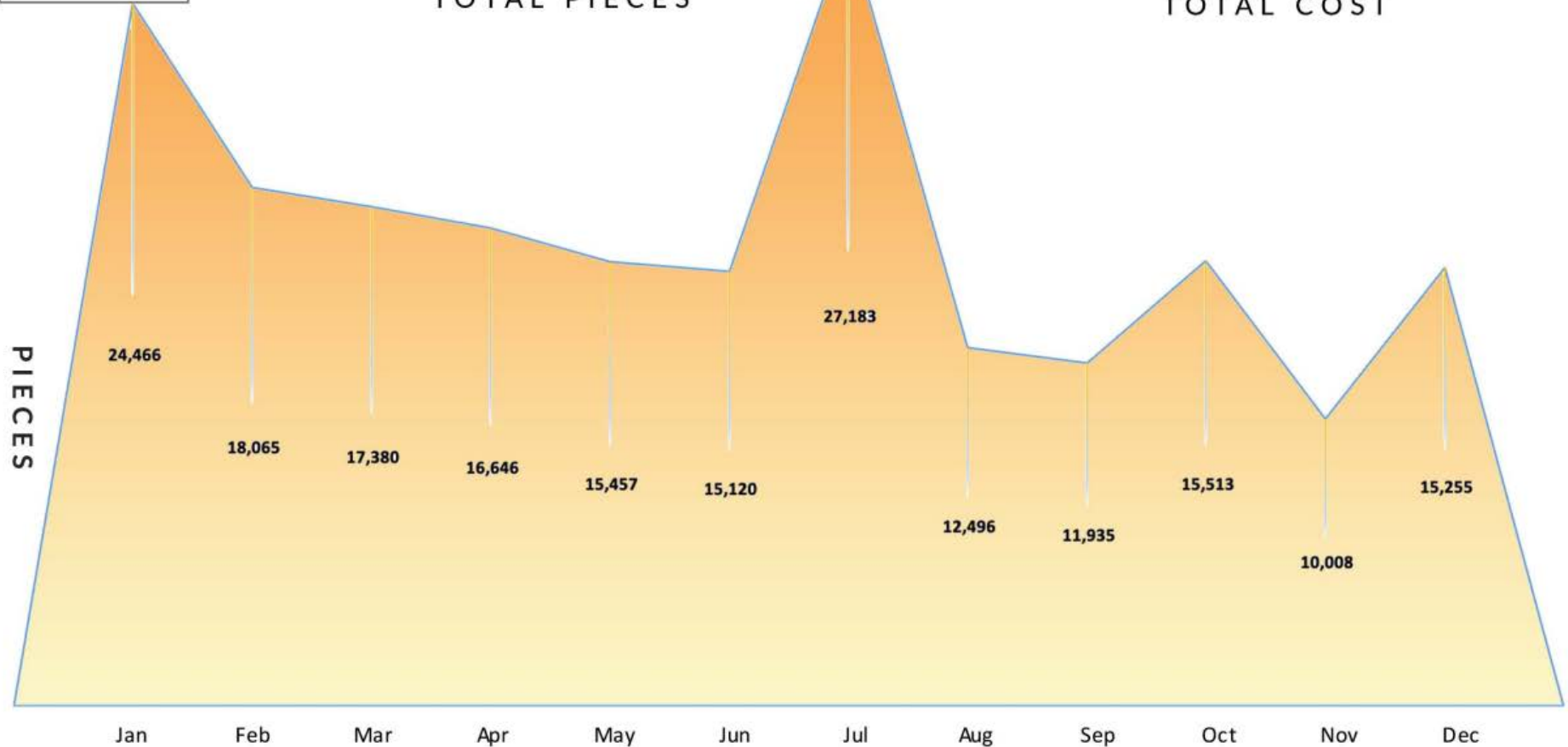
INFORMATION TECHNOLOGY
2024 PROCESSED MAIL



YEAR
2023
PIECES
205,657
COST
\$180,733.44

199,524
TOTAL PIECES

\$197,817.11
TOTAL COST





INFORMATION TECHNOLOGY

2024 COUNTY WIDE PRINTER CLICK COUNTS



YEAR
2023
CLICKS
4,056,920
PER PAGE
2¢
COST
\$78,328.06

3,946,092
TOTAL CLICK COUNTS

\$106,059.26
TOTAL COST

3¢
PER PAGE





INFORMATION TECHNOLOGY

2024 PRINT SHOP PRINTER CLICK COUNTS



1,562,406
TOTAL CLICK COUNTS

\$41,992.84
TOTAL COST

3¢
PER PAGE

YEAR
2023
CLICKS
1,973,112
PER PAGE
3¢
COST
\$59,193.36

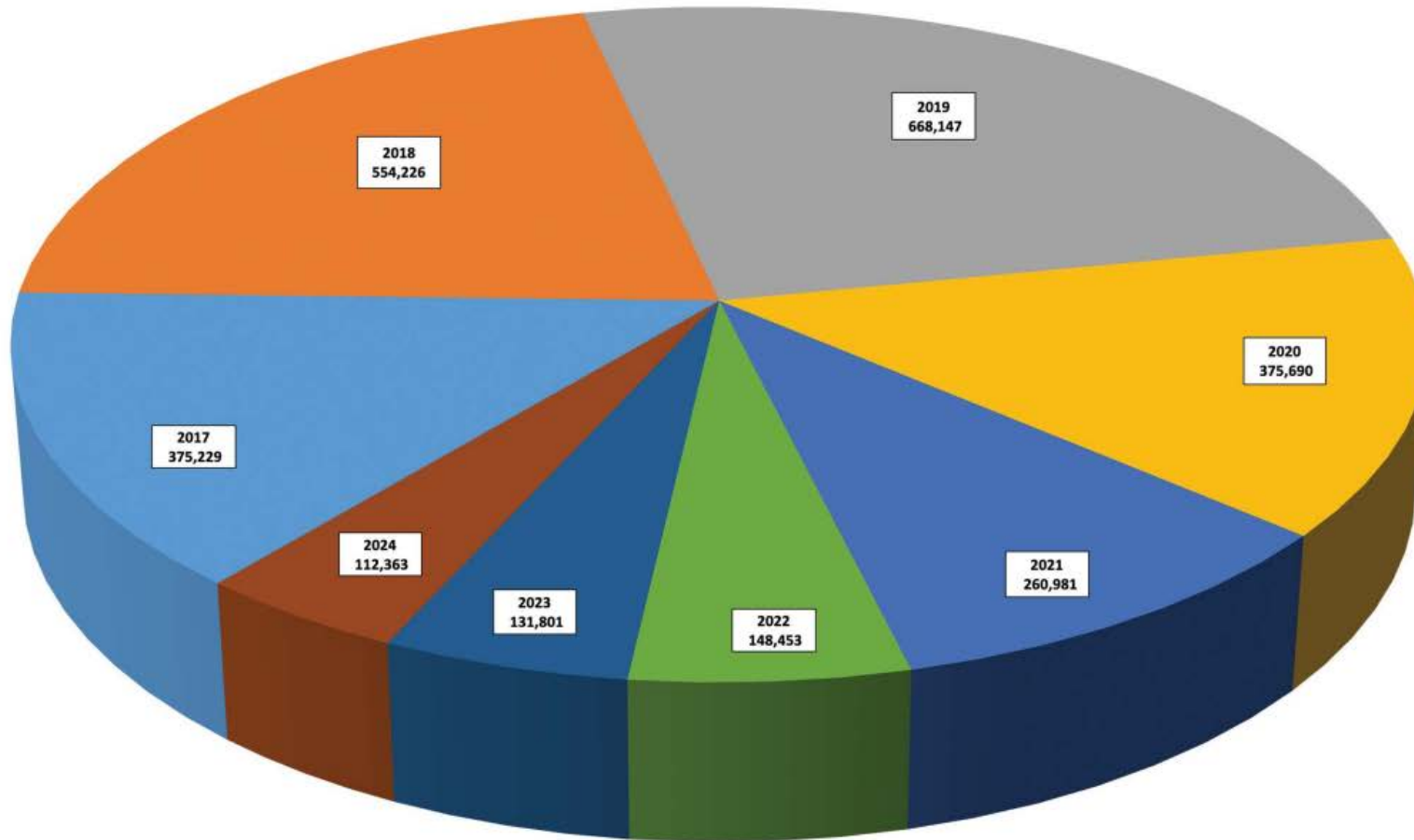




INFORMATION TECHNOLOGY
DIGITIZING PAPER RECORDS



2,626,890
TOTAL PAGES SCANNED





INFORMATION TECHNOLOGY
2024 SERVICE DESK TICKETS



12,783
TOTAL TICKETS

YEAR
2023
TICKETS
10,932



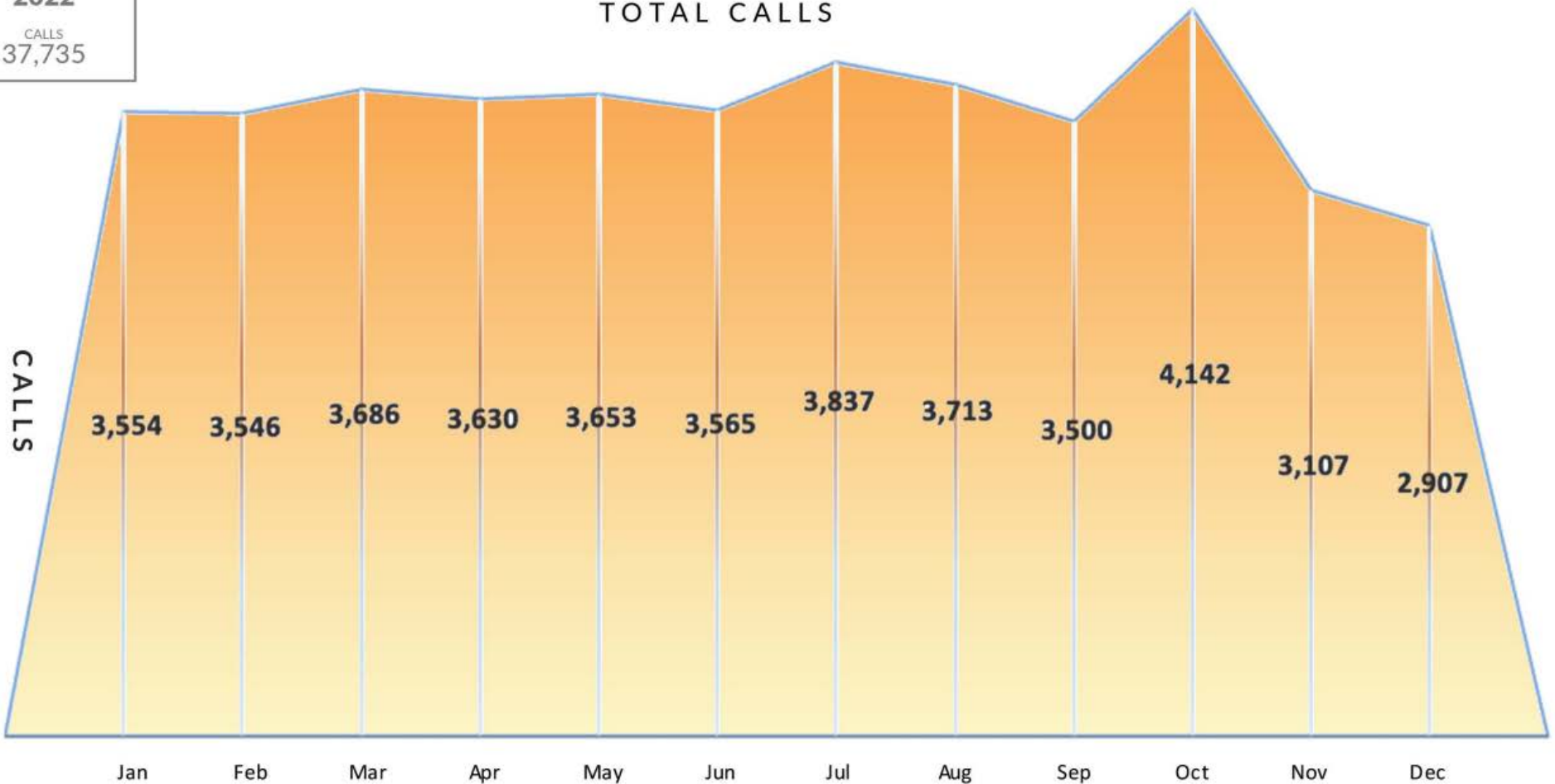


INFORMATION TECHNOLOGY
2024 CALLS TO OPERATOR



42,840
TOTAL CALLS

YEAR
2022
CALLS
37,735



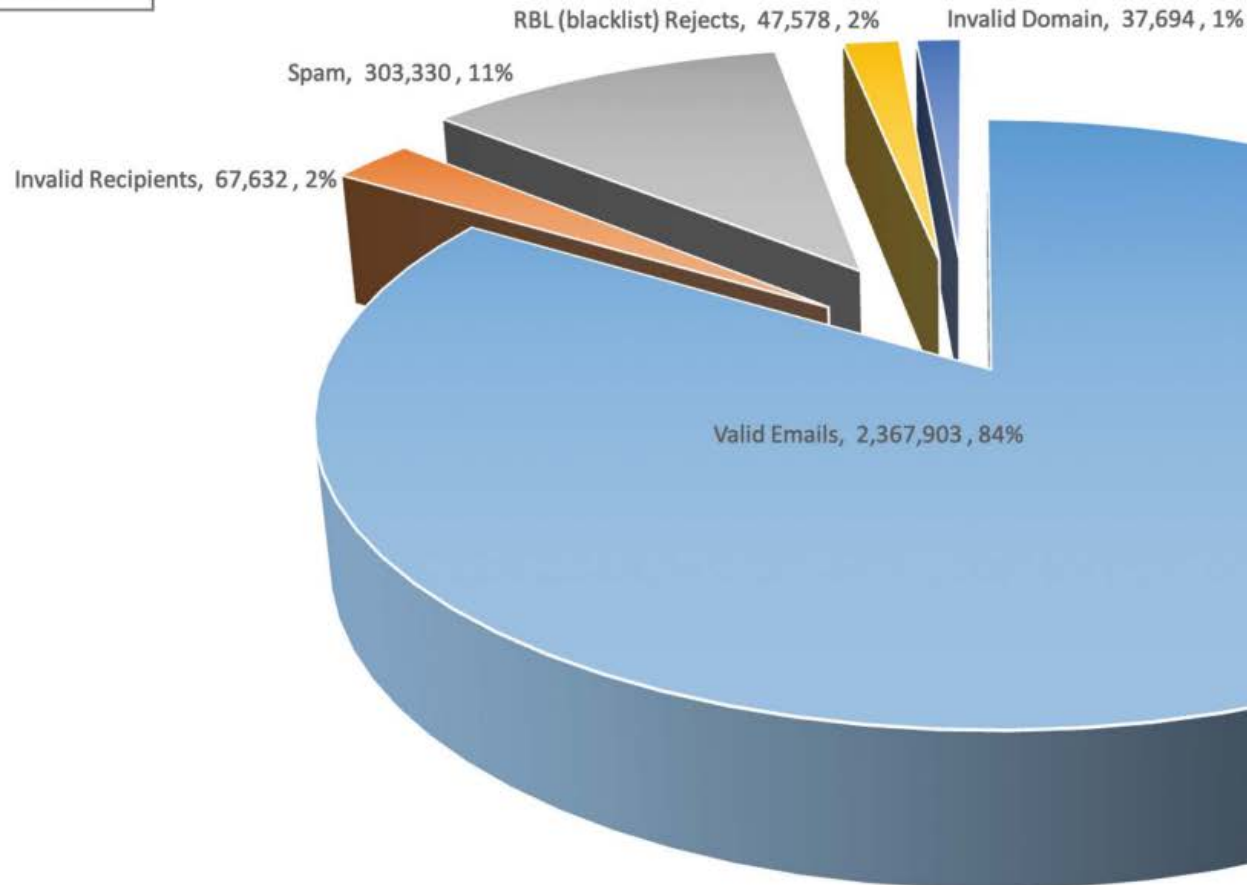


INFORMATION TECHNOLOGY
2024 EMAIL COUNT



2,835,520
TOTAL EMAILS

YEAR
2023
EMAILS
2,420,359





INFORMATION TECHNOLOGY 2023-2024 Website Comparison



VIEWS ON THE SITE

1,512,121

1,639,592

TOP PAGES VISITED

Homepage
Motor Vehicle
DMV
Assessor
Drivers License

Homepage
Motor Vehicle
DMV
Assessor
Drivers License

LOCATIONS OF USERS

Caldwell - 18,355
Nampa - 76,010
Boise - 48,515
Meridian - 12,774

Caldwell - 21,511
Nampa - 87,779
Boise - 58,492
Meridian - 12,727

TYPES OF DEVICES

Desktop - 173,330
Mobile - 264,917
Tablet - 6,040

Desktop - 180,010
Mobile - 309,919
Tablet - 6,326

2023

2024



INFORMATION TECHNOLOGY
2024 PROJECT REPORT



COMPLETED / CLOSED

SQL 2014 and Server 2012 Upgrade
OnBase FY24 Upgrade
DSD Online Permit Process
Open Government
Fair Website & Banners 2024
5 Yr Assessment History & Tax Report

6

PROJECTS **CLOSED**

19

PROJECTS **IN PROGRESS**

24

PROJECTS **PLANNED**

IN PROGRESS

Canyon County Financial Workflow
Core Service Resilience
Local Admin Rights Security Issue
IIS Development Team Environment Upgrade
Crime Lab Latent Fingerprint Application
Car and Body Cam System Upgrade
County Scanning
Microsoft 365 Migration
GIS Environment Upgrade
Avaya Optimization
Website Redesign
CCREG Rebuild
Assessor Scheduling Tool
Crime Lab Management System
Coroner Application Rebuild
CAPS Rebuild
HRMS Rebuild
OnBase BOE and Annual Tax Exemption
L2 Process Taxing App



212
AVERAGE
PROJECT HOURS PER WEEK

122
MEDIAN
PROJECT HOURS PER WEEK

127
AVERAGE
PROJECT HOURS PER WEEK





INFORMATION TECHNOLOGY
YEAR OVER YEAR PROJECT HOURS

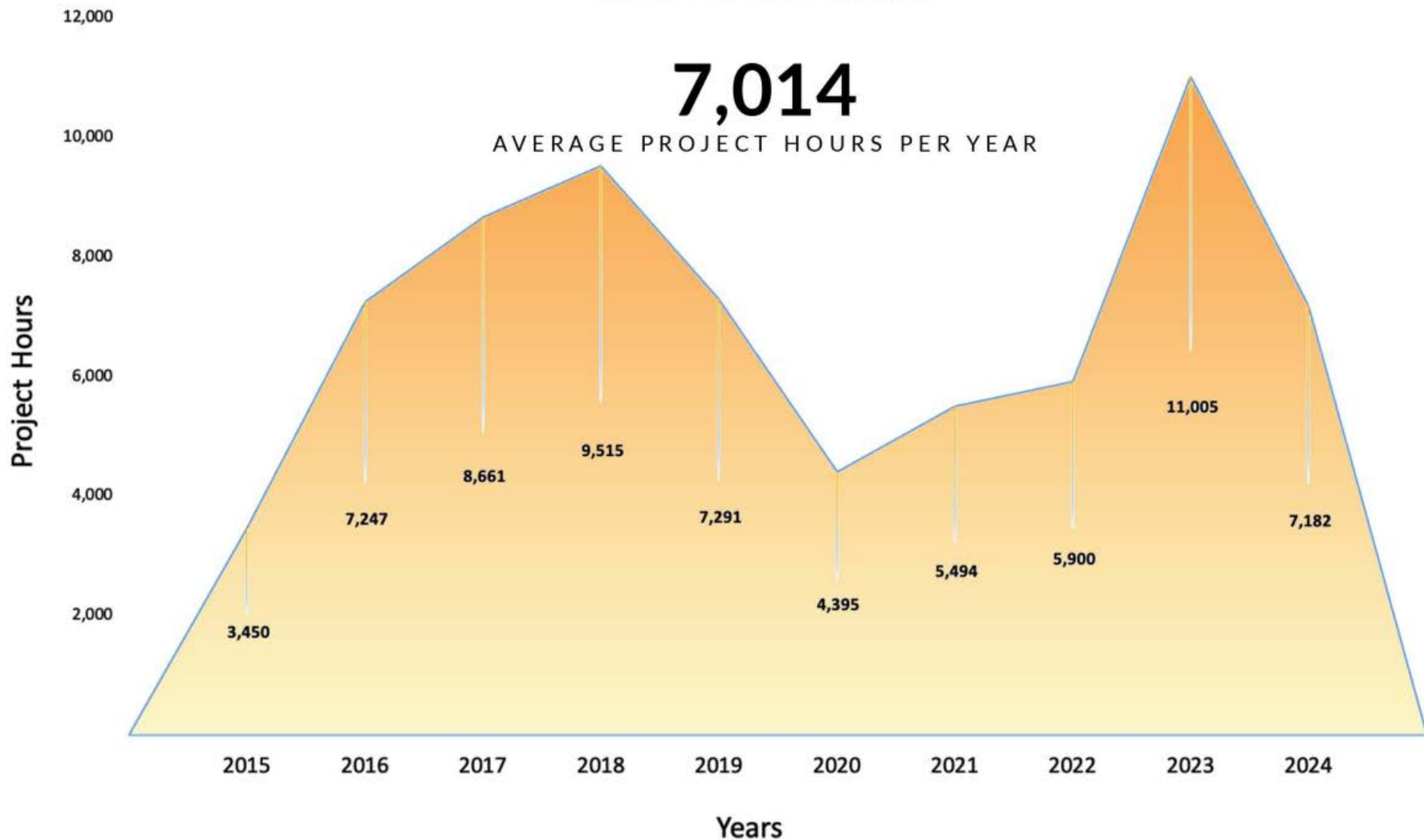


7,182

2024 PROJECT HOURS

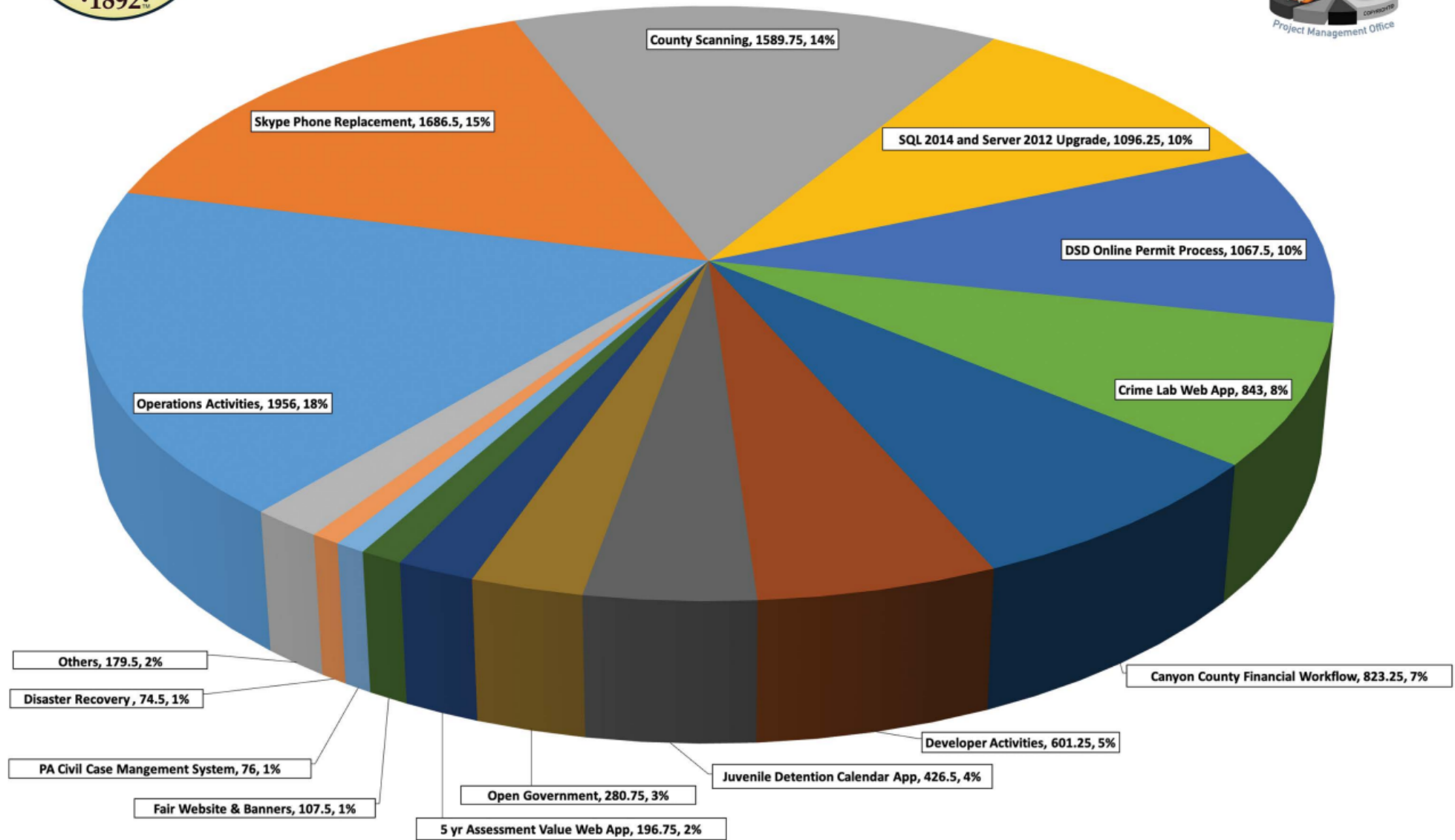
7,014

AVERAGE PROJECT HOURS PER YEAR





INFORMATION TECHNOLOGY
2023 TOTAL PROJECT HOURS: **11,005**





INFORMATION TECHNOLOGY
2024 TOTAL PROJECT HOURS: 7,183

