

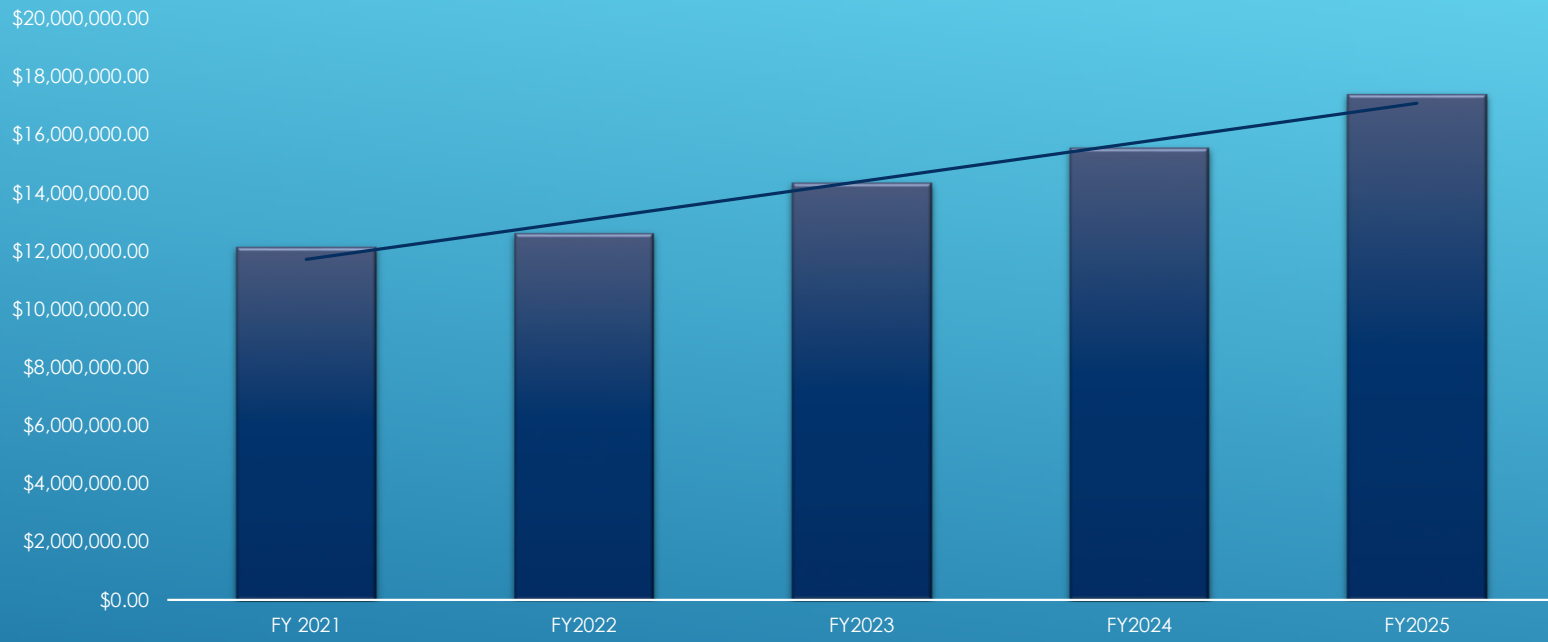


CANYON COUNTY EMPLOYEES HEALTH TRUST ACCOUNT

How are we doing?

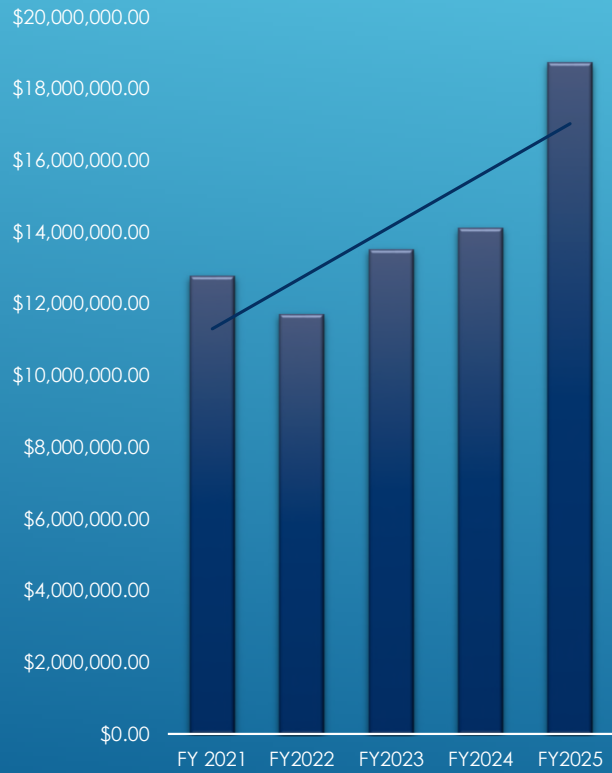


| FY 2021 | FY2022 | FY2023 | FY2024 | FY2025 |
|-----------------|-----------------|-----------------|-----------------|-----------------|
| \$11,441,220.00 | \$10,942,296.00 | \$11,579,072.00 | \$11,995,542.00 | \$11,213,767.00 |



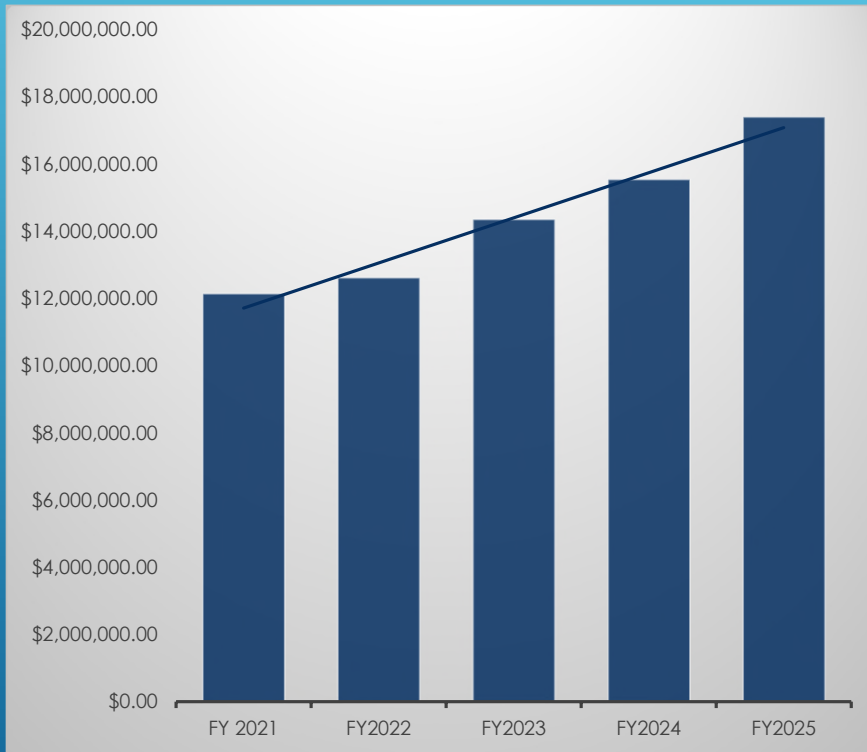
EMPLOYER AND EMPLOYEE CONTRIBUTIONS

| FY 2021 | FY2022 | FY2023 | FY2024 | FY2025 |
|-----------------|-----------------|-----------------|-----------------|-----------------|
| \$12,767,091.00 | \$11,711,775.00 | \$13,507,999.00 | \$14,105,459.00 | \$18,720,289.00 |



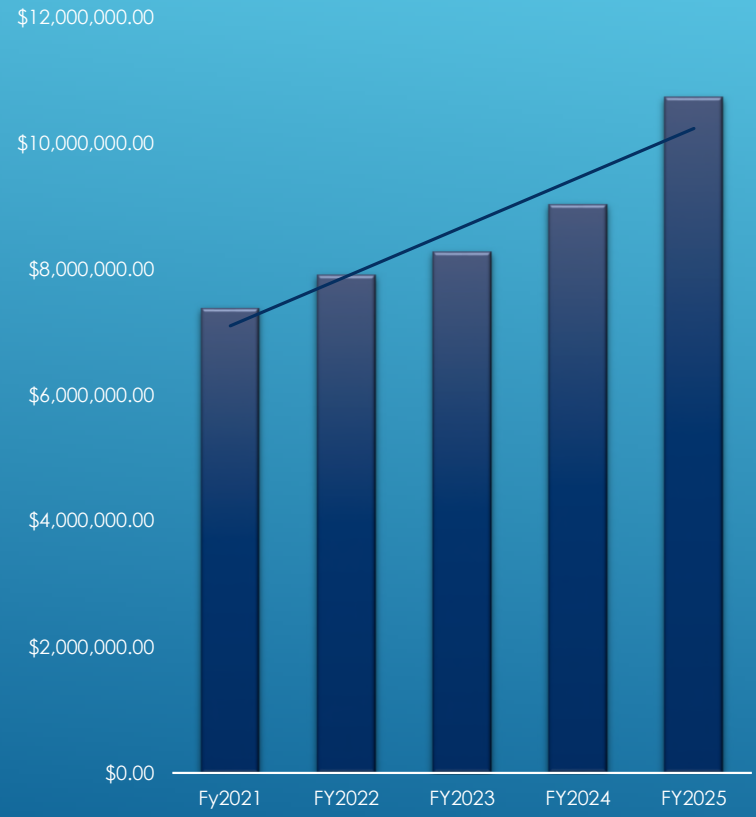
TOTAL HEALTH TRUST REVENUES:

| FY 2021 | FY2022 | FY2023 | FY2024 | FY2025 |
|-----------------|-----------------|-----------------|-----------------|-----------------|
| \$12,133,791.00 | \$12,607,168.00 | \$14,337,692.00 | \$15,532,203.00 | \$17,385,042.00 |




HEALTH INSURANCE FUND TOTAL EXPENSES

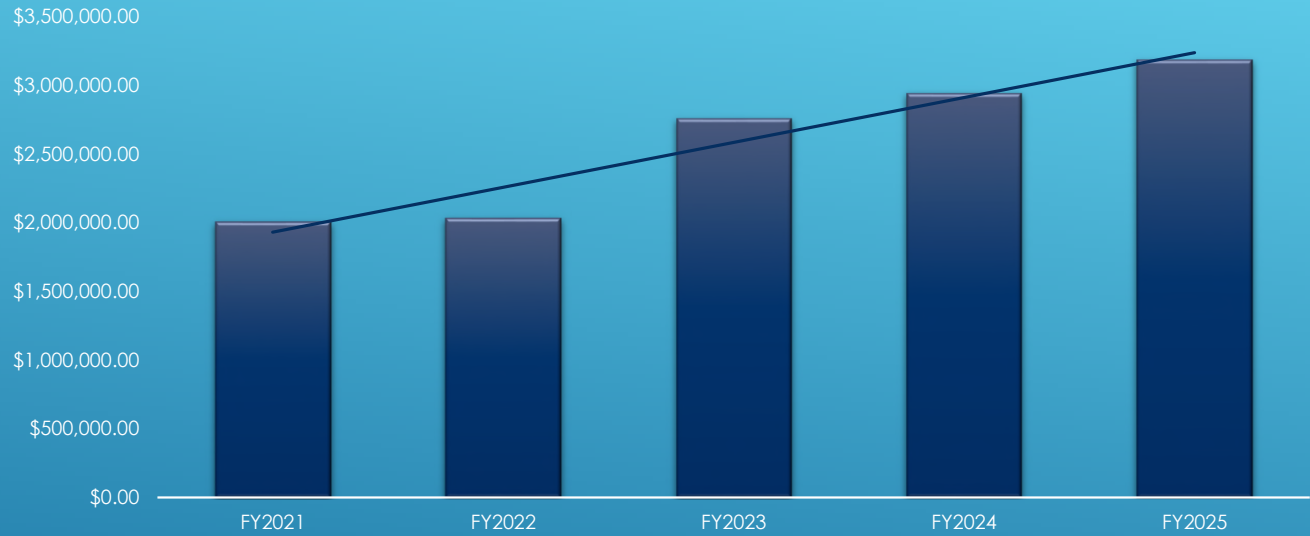
| Fy2021 | FY2022 | FY2023 | FY2024 | FY2025 |
|----------------|----------------|----------------|----------------|-----------------|
| \$7,385,929.00 | \$7,900,873.00 | \$8,279,172.00 | \$9,030,975.00 | \$10,740,024.00 |



MEDICAL CLAIMS



| FY2021 | FY2022 | FY2023 | FY2024 | FY2025 |
|----------------|----------------|----------------|----------------|----------------|
| \$2,007,424.00 | \$2,029,129.00 | \$2,756,731.00 | \$2,936,461.00 | \$3,186,367.00 |



PHARMACEUTICAL CLAIMS

| FY2021 | FY2022 | FY2023 | FY2024 | FY2025 |
|----------------|----------------|----------------|----------------|----------------|
| \$1,498,492.00 | \$1,506,863.00 | \$1,789,071.00 | \$2,028,691.00 | \$1,959,171.00 |

MEDICAL ADMIN FEES

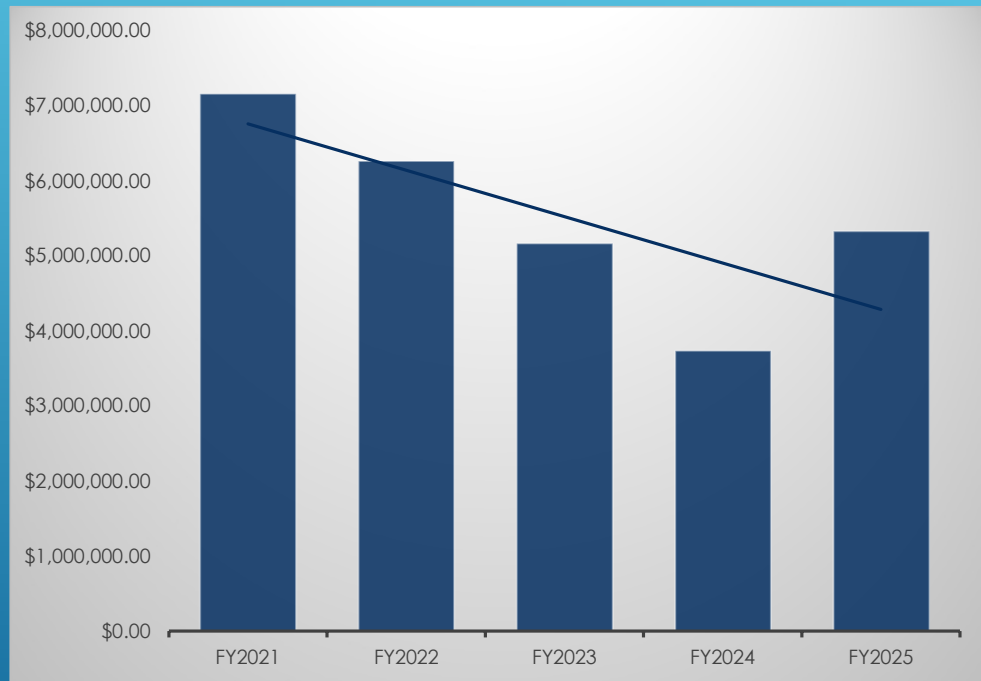


HEALTH TRUST FUND CASH BALANCE

CURRENT BALANCE \$2,253,746

DOWN \$1,506,117 FROM START OF FY 2026.

| FY2021 | FY2022 | FY2023 | FY2024 | FY2025 |
|----------------|----------------|----------------|----------------|----------------|
| \$7,153,315.00 | \$6,257,923.00 | \$5,158,959.00 | \$3,732,215.00 | \$5,322,615.00 |



HOW DO WE PLAN FOR
THE FUTURE?

The background is a gradient of blue, transitioning from a lighter shade at the top to a darker shade at the bottom. On the right side, there are several white, parallel diagonal lines that appear to be motion-blurred or streaked, extending from the top right towards the bottom left.



Total Contribution \$1,287.00
Medical \$,1225, Dental \$62



Medical \$11,245,500



Dental \$576,600



Total \$11,822,100

CURRENT
COUNTY
CONTRIBUTION



Medical \$1,903,464



Dental \$253,949



Vision \$149,000



Total \$2,239,712

CURRENT EMPLOYEE CONTRIBUTION



Medical \$13,310,664



Dental \$830,549



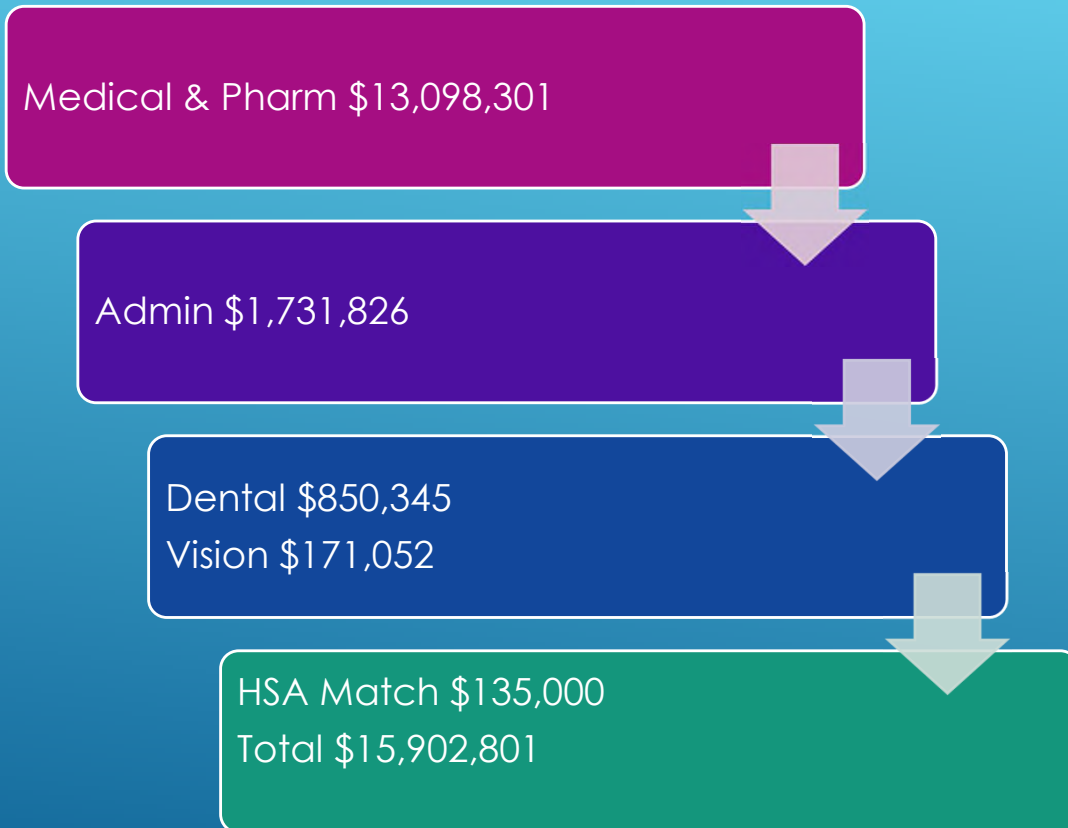
Vision \$149,000



Total \$14,128,513

TOTAL
REVENUE

FY 2026 PROJECTED COST



Estimated Plan Cost - \$15,902,801



Anticipated Revenues - \$14,128,513



Potential Under Fund – (\$1,774,288)

REVENUES VS EXPENSE

- ▶ Allocate Unspent Medical and Dental Premiums to Health Trust
- ▶ Raise County Medical Contributions

FY 27 REQUEST

QUESTIONS?

The background is a blue gradient, transitioning from a lighter blue at the top to a darker blue at the bottom. On the right side, there are several white, parallel diagonal lines that create a sense of motion or speed, extending from the top right towards the bottom center.